


OLYMPIC GAMES 2021

THE OLYMPIC GAMES ARE HELD EVERY 4 YEARS TO RESPECT THE ANCIENT ORIGINS OF THE OLYMPIC GAMES, WHICH WERE HELD IN OLYMPIA. THE GAMES WERE POSTPONED IN 2020 DUE TO THE PANDEMIC. BUT THEY ARE FINALLY HERE BEING HELD IN TOKYO, JAPAN FROM JULY 23- AUGUST 8, 2021. EVERYTHING IN THIS GUIDE IS TO BE USED TO HELP YOUR CHILDREN MAKE A CONNECTION WITH THE OLYMPIC GAMES!



Thank you so much for your support!


DIGITAL DOWNLOAD

This digital guide is to be used for your personal use or classroom.


If you post on social media, tag me directly on

IG @homeschoolingmoonchildren


www.homeschoolingmoonchildren.com



IF I WERE AN OLYMPIC ATHLETE...



I WOULD LOOK
LIKE THIS...



I WOULD
COMPETE IN....

I WOULD CELEBRATE
MY WIN BY....




.....

.....

.....

OLYMPIC FLAME TORCH



THE OLYMPIC TORCH IS ONE OF THE MOST IMPORTANT SYMBOLS OF THE OLYMPIC GAMES. THE FLAME IS A POSITIVE SYMBOL, DATING BACK TO ANCIENT GREECE, AND THE TORCH RELAY REPRESENT FRIENDSHIP AND PEACE. FIRST TORCH RELAY TOOK PLACE IN 1936. THE OLYMPIC TORCH IS RESPONSIBLE FOR CARRYING THE FLAME TO A SPECIAL CAULDRON IN THE HOST CITY. NOW MAKE YOUR OWN OLYMPIC TORCH.

WHAT YOU NEED:

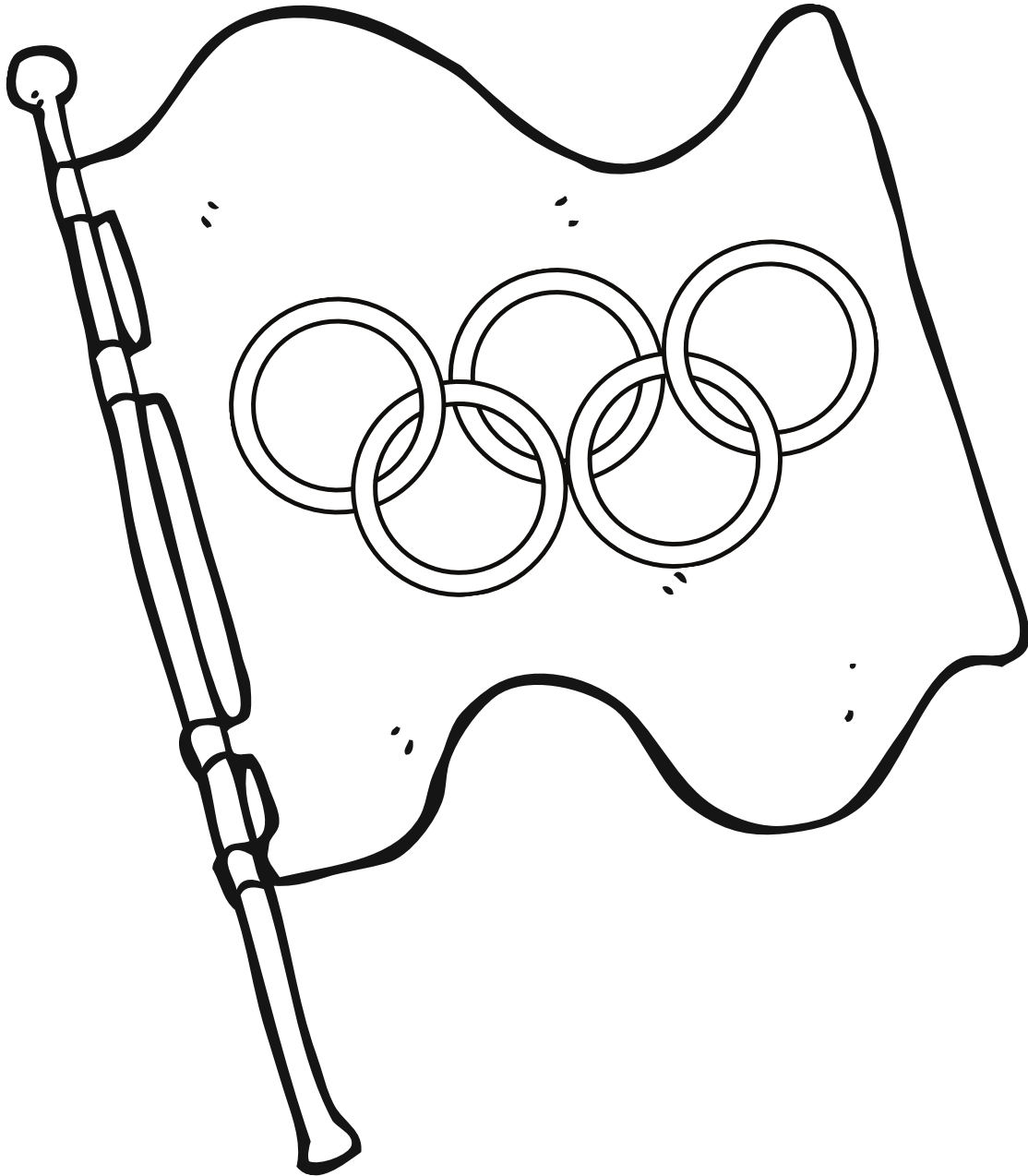
- 1 Stick any size
- Wool Felt: Yellow, Orange, Red
- Brown Yarn
- Scissors
- Hot Glue
- Your Fingers

DIRECTIONS:

- Take your yarn and make a simple slip knot.
 - Hold the tail with your right hand and hold the knot firmly. With your left hand put your thumb and ring finger to create a "Pincher" in to grab the active yarn and pull.
 - You may need to make your loop smaller and you can pull until its the desired length. Continue until you get about long enough to cover your stick.
 - To finish the end you will cut the yarn with your scissors and making a new tail. You take the tail and stick it through the loop and pull until it's tight.
-
- You take your Wool and make a flame you can pull the wool apart and "fluff" it.
 - You can roll and pull to make a flame and add colors.
- Assemble them around the stick to create a "torch like flame"
- Take your cord and tie it around the flame so it stays in place. If you feel this isnt enough you may add hot glue to keep it in place and tie.
 - Wrap the stick all the way to the bottom and add some glue at the end to secure the cord in place.
 - Note: you can add glue along the stick but be careful not to burn yourself the glue is hot.



OLYMPIC FLAG



- Created in 1913 by Pierre de Coubertin
- The Olympic flag has a White Background and the rings are Blue, Black, Red (top row) and Yellow and Green (bottom row)
- The 5 colors white background represented the colors of the flags of all nations at that time.
- The rings represent the 5 Continents who compete in the games .

4 FINGER KNIT ANCIENT OLYMPIAN WREATH



OLYMPIC GAMES IN ANCIENT GREECE, CHAMPIONS WERE NOT AWARDED GOLD, SILVER, AND BRONZE MEDALS. INSTEAD, ANCIENT OLYMPIC CHAMPIONS WERE AWARDED AN OLIVE BRANCH TWISTED INTO A CIRCLE TO FORM A CROWN. SO WHAT BETTER WAY TO MAKE A CROWN BUT 4 FINGER KNIT!

WHAT YOU NEED:


Green Yarn

Scissors


Your Fingers

DIRECTIONS:

- 4 Finger Knit can be a bit tricky. Bulky yarn is easier to use when doing this knit but it's okay if you don't have it. We used thin yarn and it worked just fine!
- Make a slip knot and leave it on your index finger. Leave the little leftover strand behind your fingers and we are ready to begin!
- Take the working yarn and go behind the middle finger and wrap it around and continue all the way to the pinky.
- When you get to the pinky you take the yarn and go around and behind the ring finger and continue back to your index (pointer). You will always have 2 loops on three fingers, and the pinky will have a single in the beginning.
- Starting with the index you take the bottom loop and jump it over and follow with every finger to the pinky. At the end of your hand will have a single loop.
- Then you will take the working yarn and go behind and wrap around all the way to the pinky. Starting with the pinky you will start with the bottom loop and jump it over and tug as you go.
- Continue until you get a long enough piece to make a crown. Once you finish we are going to tie the end. Be sure to cut a small piece of yarn so we can tie the end. Make sure your working yarn is next to your index finger. If not, do one more knit till it's on that side.
- Start with your pinky, Take the loop from your pinky and place it on your ring finger. (This loop should be on top.)
- Take the Bottom Loop on your ring finger and jump it. Take the leftover loop on the Ring finger and jump to the middle finger. And continue till you get to the index.
- Just one loop left and take the remainder of the working thread and pull through the loop like a single finger knit.
- You should be able to tie the ends together and make a crown. You may need to adjust and that's okay!



NAME:



OLYMPIC GAMES 2021

WORD SEARCH

M C E R E M O N Y D E C F W C
Z R T X L H O L Y M P I C R K
X P E H Y T C T O R C H T E I
K R A L J C H H M Q Q H B A E
J B M U E O A F M A C W C T U
S P B B K U M P E S C G F H O
P I Q J P N P G D P U O W M C
R O L V R T I A A O K L H J C
F S D V T R O M L R R D T I N
S O A I E Y N E S T Z V B S C
T R M P U R Q S W S H Z R U E
M L H A B M I F U T E Z O M M
Z D S T A D I U M P W I N M J
E N C O J M V C B J I Q Z E W
N B W X O B L N K S D N E R N

ceremony
stadium
silver
wreath

champion
medals
torch
games

country
podium
summer
gold

olympic
sports
bronze
team

OLYMPIC GAMES TICKET

WE ALL KNOW YOU NEED A SPECTATOR TICKET TO THE GAMES!
PRINT OUT THIS TICKET FEEL IT OUT+ ENJOY THE GAMES WITH YOUR KIDS!

WHAT BETTER WAY TO GET INVOLVED IS SETTING UP A SNACK BAR, DECOR
CHEERING ON OUR COUNTRY, AND TICKET TO OUR FAVORITE EVENT!

CURRENTLY AT TARGET AND MOST STORES THERE ARE "USA" THEMED SNACKS FOR
THE GAMES!! BE SURE TO CHECK OUT COTTONWOOD HOME AND
GET SOME PARTY DECOR!!

VALID
JULY 23 - AUGUST 8 2021

**OLYMPIC GAMES**
CITIUS, ALTIUS, FORTIUS - COMMUNIS

SPECTATOR :

DATE :

TIME :

DESTINATION: TOKYO, JAPAN

LOCATION :




SPECTATOR
RECEIPT

EVENT:

WINNER:

SIGNATURE:



 **OLYMPIC GAMES**
CITUS, ALTIUS, FORTIUS - COMMUNIS



**LET'S JOIN THE WORLD + CHEER
FOR OUR ATHLETES!**

SPECTATOR:

DATE:

TIME:

DESTINATION: TOKYO, JAPAN

LOCATION:



**CLAIM
FREE FAVORITE
SNACK+ DRINK**

**CLAIM
FREE
ICE CREAM**

OLYMPIC MEDAL

tally



country

gold

silver

bronze

total
